

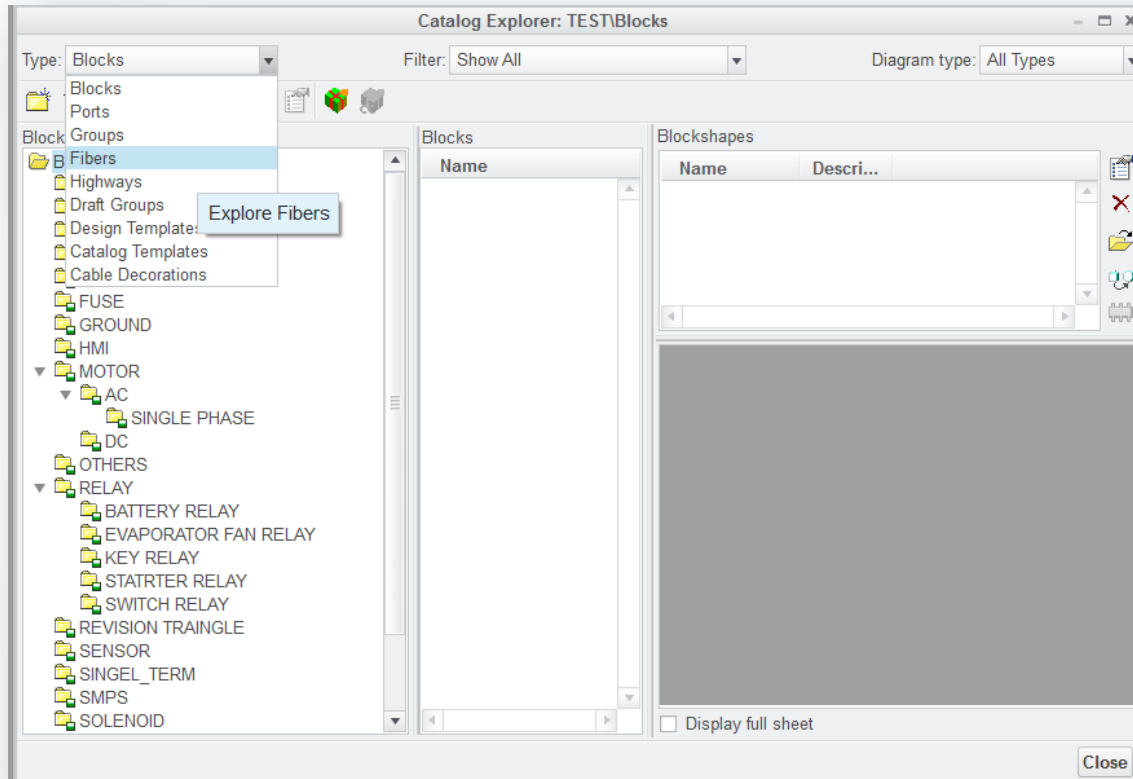
What is Central Catalogue ?

Gopiganesh.C



First we need to understand “what is Catalogue ?”

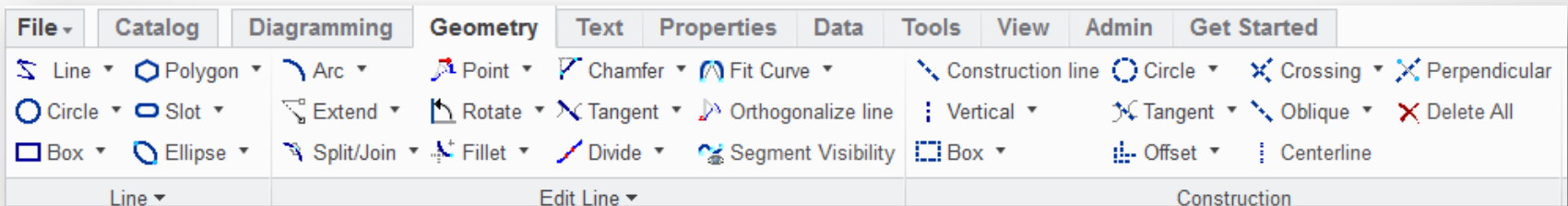
In **Creo Schematics** you can see **Catalog Explorer**



- This is nothing but a **Symbol library**
- It contains different type of Catalog Artifacts and shapes

Artifacts

- Based on the Physical Harness ,& the type of connector we need to draw the artifacts .
- Artifacts are generally draft entities.
- You can draw artifacts by using **Geometry** Tab



Catalog Artifacts & Shapes

Types of Catalog shapes available under **Catalog Explorer**

1. Blocks
 2. Groups
 3. Fibers
 4. Ports
 5. Highways
- All these shapes we need to create for every new projects.
 - If we Maintain a **Library Folder** to keep all the symbols to share with multiple users . That is called **Central Catalog**.

What we can keep in CC ?

- We can keep all the **Artifacts & Shapes**
 1. Blocks
 2. Groups
 3. Fibers
 4. Ports
 5. Highways
- **Data tables** and **Member maps** (*.dt ,*.mm)
- **Layers** (If Required)

How It Works ?

- The **Central Catalog** alone can not serve the purpose.
- We need some more supporting stuffs on the network drive.
- I have tried to explain it by Visual tour

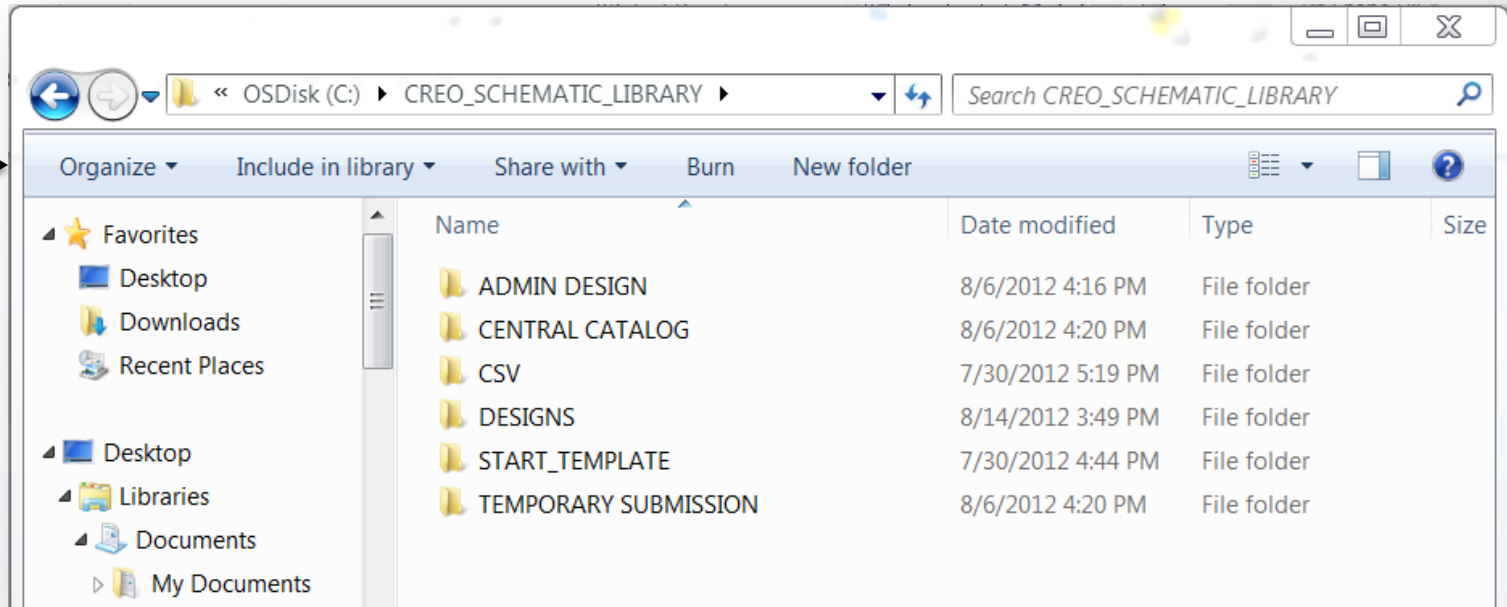


Structure



Creo_schematic_Library

This Folder (Creo_Schematic_Library) can be placed in a shared network path. Except the **Temporary submission** folder all sub folders can be **write protected**.



Sub Folders

- ADMIN DESIGN
- CENTRAL CATALOG
- CSV
- DESIGNS
- START_TEMPLATE
- TEMPORARY SUBMISSION

Admin Folder is Password protected
Handled by a single user from a Design Team.

Central Catalog is Read only for users.
All the symbols & Data tables will be placed here.
Admin can edit & restructure the folders any time.

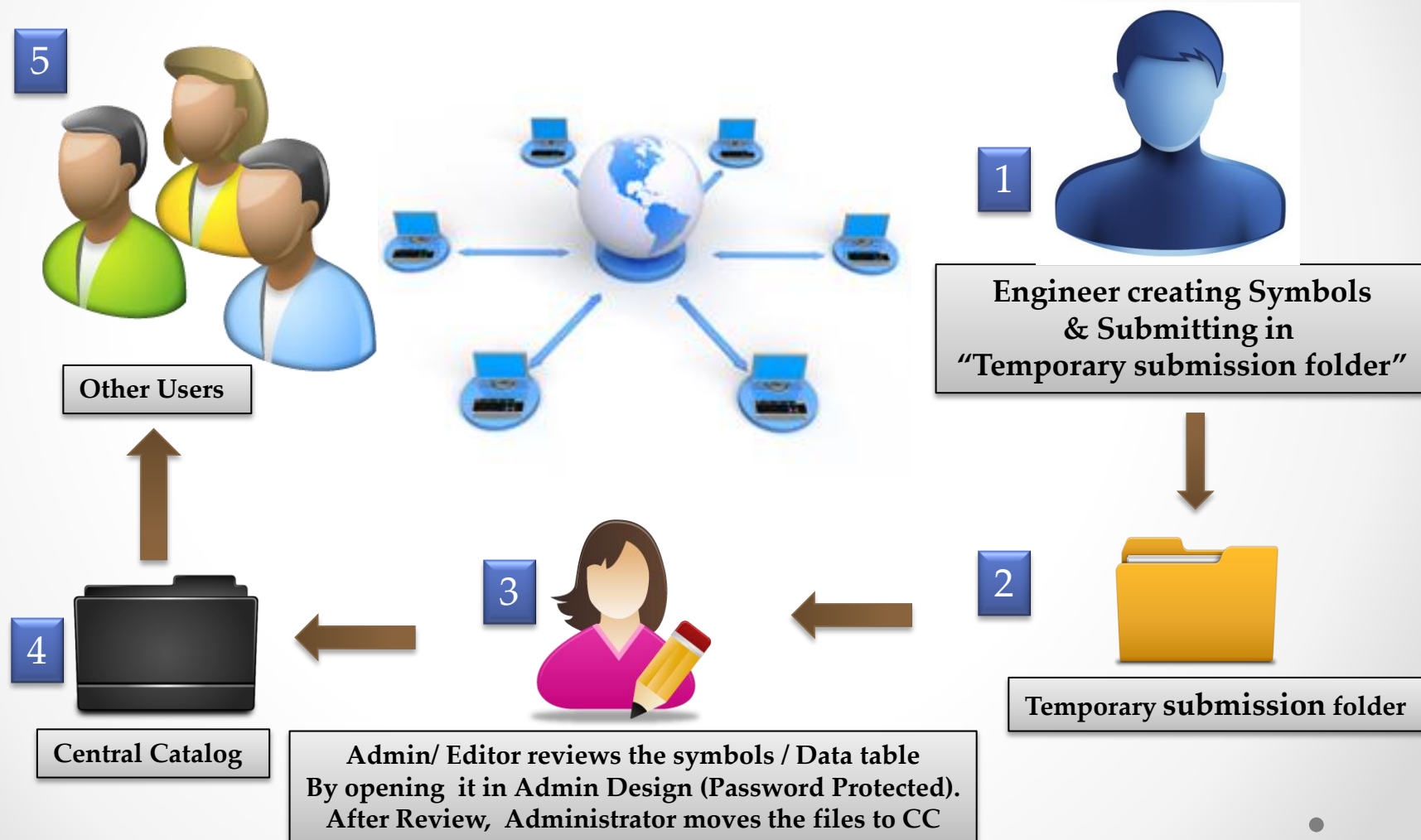
Data Tables Can be save d here as .CSV format for Editing

This folder is to place the Design files created by users.
This can be placed out of the Library . It is having write permission.

This is an empty sheet Design used as
start template for new designs.
This design is linked with **Central Catalog**
& **temporary submission** folder.
Also its predefined with Background color,
Default grid size & Global properties.

Users can submit their symbols in this Folder for Admin Review.
Admin will open the Symbols from his Password protected design.

How It Works ?



Thanks